



© Dex Audio Pty Ltd

v. 2.0 -24/11/21

DTC Art Template - FOR CLEAR SHELLS ONLY.

This specification is to scale and should be used as a template.

Art must be set up black (100% K) on white.

- Ink will be printed directly onto the plastic cassette shell.

Print must be solid 100% colour only - gradients, halftones, shades or colours are not printable.

Solid areas of print must not cover more than 30% of the print area.

Text size must be a minimum of 7pt. Line thickness must be a minimum of 0.2mm/0.6pt.

- Fine details and thin lines/text may not print or be readable.


- Thin gaps and fine white lines will fill in. Avoid crowded looking fonts and any white on black design.


Place your art within the pink outlines.

If in doubt, please contact your customer service representative.

Failure to follow these specifications may delay your job.

LEGEND:

 Print area. Keep all art within this area. Do not bleed. Keep text and important information 2mm from these lines.

 Shows the outline of a cassette for orientation purpose only.

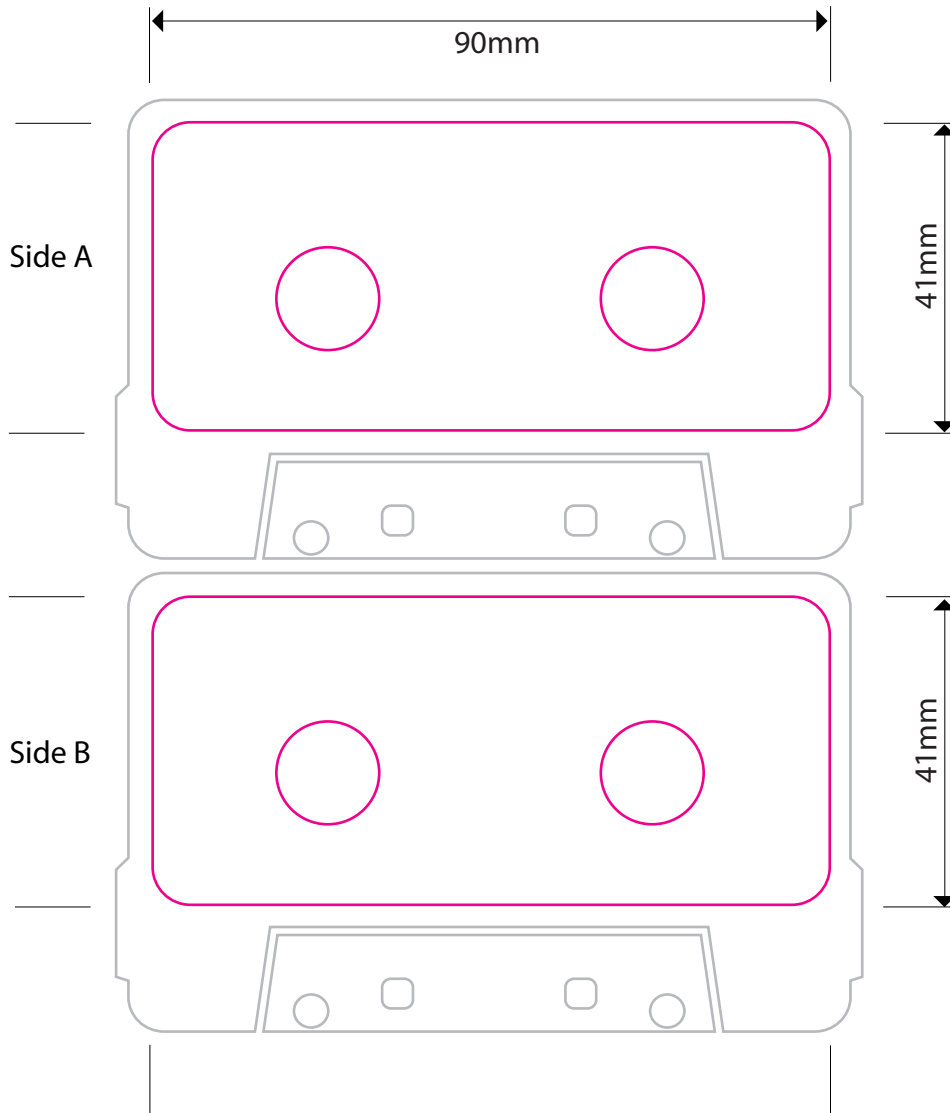
This file can be used as a template in Illustrator.

Please convert all type to outlines. Vector art is preferred.

When submitting art using this file as a template, please delete the layer named:

"Delete this layer" and only leave the "Artwork layer".

If using this template in other art programs, please ensure that only your art is visible, delete all other visible objects and text.



 Our cassettes use Dolby noise reduction. Feel free to use this logo in your design.