

CD Label - Special.

Use this template when your artwork contains text and graphics on the silver disc surface (no white base). The print area (shown in grey) is from 46mm to 117mm as opposed to a standard CD. The larger non-print area stops your graphics/text from being obscured by the matrix area of the silver disc surface.

dex

© Dex Audio Pty Ltd

v. 2.0 -8/10/9


This file should be used as a template in Illustrator.


Follow all measurements exactly.


If in doubt, please contact your customer service representative.

Failure to follow these instructions may delay your job.

LEGEND:

 Artwork area. All art (keep text and important graphics 3mm from 117mm edge, & centre hole).

 Registration marks - for aligning artwork separations (these marks must be Registration colour).

 Non-print area - disc label artwork does not require any bleed. Larger images/graphics must be masked out at 117mm & within the centre hole. Leave only the registration marks (cross hairs) outside the print area.

Minimum font size is 6pt for dark coloured text or 7pt for light coloured text.

Minimum line width is 0.2mm (0.6pt) for dark coloured lines or 0.3mm (1pt) for light coloured lines.

When submitting art using this layout, please delete the layer named: "Delete this layer" and only leave the "Artwork layer" and "Reg marks" layers.

If using this template in other art programs, please ensure that your final art has only your art and the registration marks, delete all other visible objects and text.

