



© Dex Audio Pty Ltd

v. 2.0 -8/10/9

Jewel Case Tray Insert.


This specification is to scale and may be used as a template.

Follow all measurements exactly.


If in doubt, please contact your customer service representative.


Failure to follow these specifications may delay your job.


LEGEND:

 Artwork area (keep text and important graphics 3mm from trim and fold lines).

 Bleed area (allow background colour / image to bleed 3mm past trim lines).

 Trim marks indicate cutting lines (these marks must be Registration colour).

 Fold marks indicate fold lines (these marks must be Registration colour).

 Non-print area - larger images / graphics must be masked out.
Only Trim & Fold marks are allowed outside the bleed area.

This file can be used as a template in Illustrator.

When submitting art using this file as a template, please delete the layer named: "Delete this layer" and only leave the "Artwork layer" and "Trim & Fold Marks" layers.

If using this template in other art programs, please ensure that your final art has only your art and the Trim & Fold marks, delete all other visible objects and text.

Note: Text on the spine should read in the direction of "Spine" on the template.

