

## DVD Disc - Standard.

This file should be used as a template in Illustrator.

Please read these instructions before starting your art.

Print area is from 21mm to 117mm (shown in grey).  
Your art must not bleed outside the grey area.

Follow all measurements exactly.


If in doubt, please contact your customer service representative.

Failure to follow these instructions may delay your job.

### LEGEND:

 Artwork area. All art (keep text and important graphics 3mm from 117mm edge & centre hole).

 Registration marks - for aligning artwork separations (these marks must be Registration colour).

 Non-print area - disc label artwork does not require any bleed.  
Larger images/graphics must be masked out at 117mm & within the centre hole.  
Leave only the registration marks (cross hairs) outside the print area.



Minimum font size is 5pt for dark coloured text or 6pt for light coloured text.

Minimum line width is 0.2mm (0.6pt) for dark coloured lines or 0.3mm (1pt) for light coloured lines.

When submitting art using this layout, please delete the layer named:  
"Delete this layer" and only leave the "Artwork layer" and "Reg marks" layers.



If using this template in other art programs, please ensure that your final art has only your art and the registration marks, delete all other visible objects and text.



# dex

© Dex Audio Pty Ltd

v. 2.0 -8/10/9